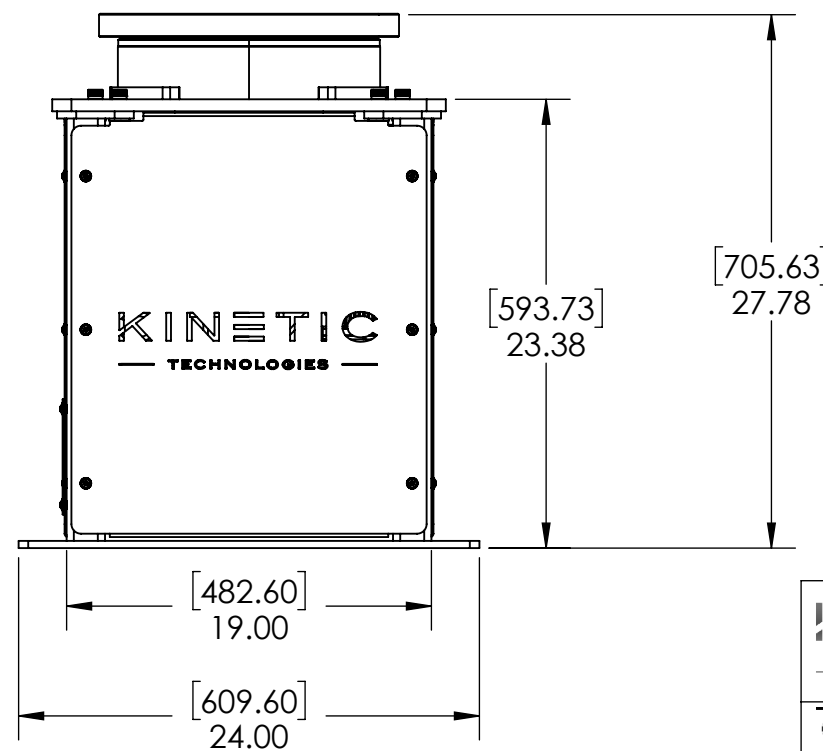
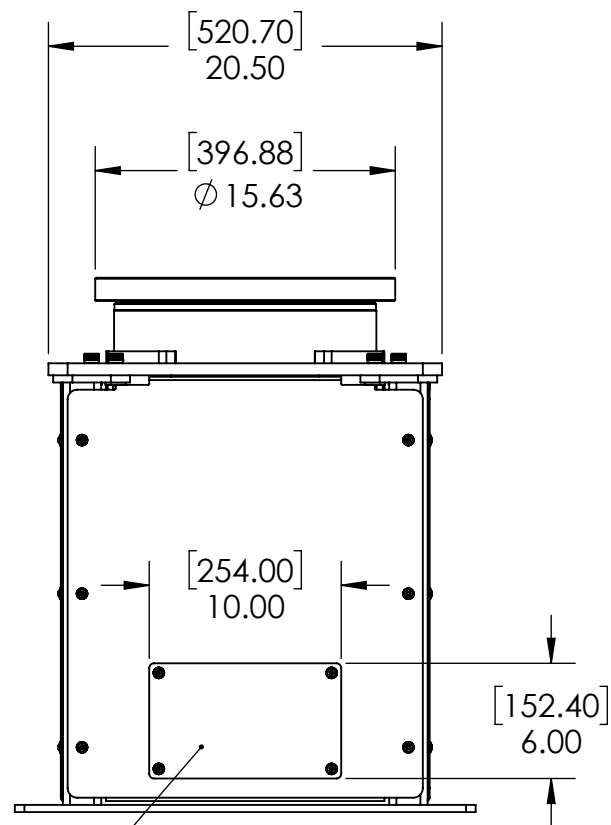
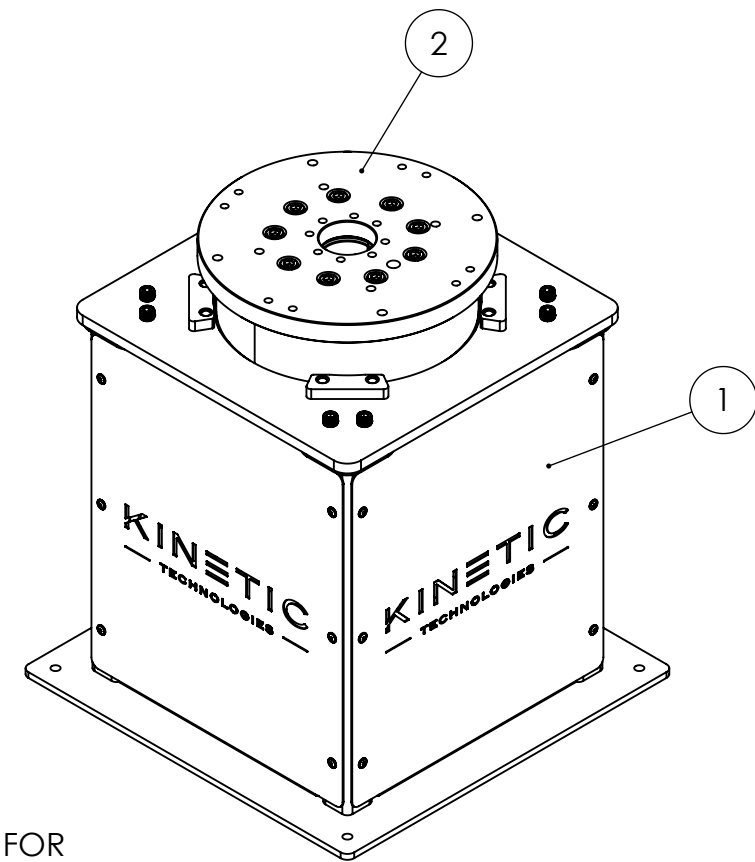
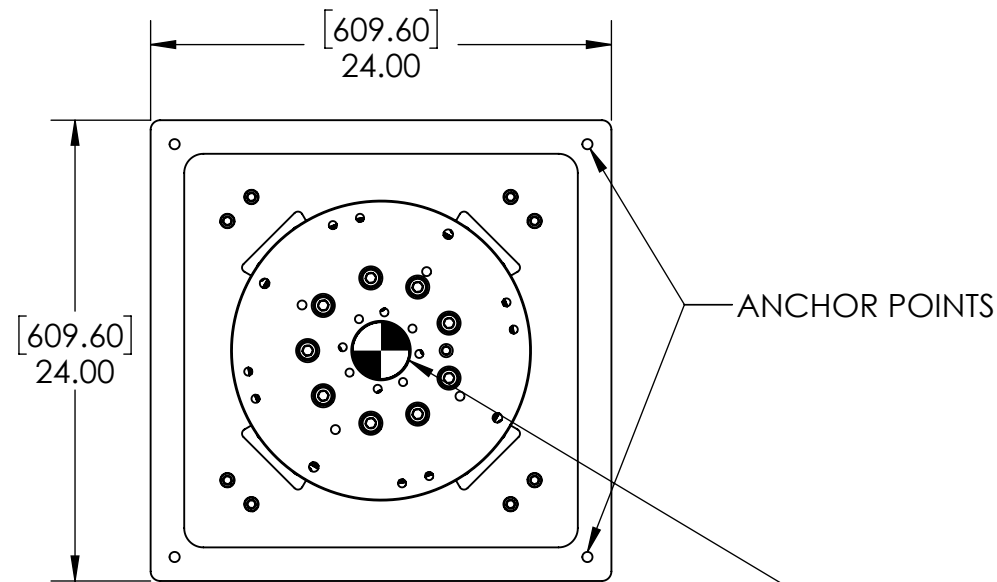


ITEM NO.	PART NUMBER	DESCRIPTION	QTY.
1	KT-005-02-0000	RTL PEDESTAL	1
2	KT-005-12-0000	ADAPTER PLATE	1



**KINETIC TECHNOLOGIES RT LITE SPECIFICATIONS:**

- 1,000 KG LOAD RATING
- 1 ARC MIN BACKLASH (1/60TH OR .0166 DEGREE)
- ANCHORABLE BASE
- ADAPTER PLATES AVAILABLE FOR MODULAR TABLE SYSTEM
- ENCLOSED PEDESTAL PROVIDES CABLE PROTECTION
- SMALL CELL FOOTPRINT
- STANDARD PACKAGE EQUIPPED WITH 200V 3 PHASE 750W YASKAWA SERVO MOTOR. (SGM7G-09A7DK1)

**FOR CUSTOM MOTOR APPLICATIONS:**

- STANDARD GEARBOX ACCEPTS MOTOR SHAFT SIZES 19-28mm
- MOTOR SHAFT BUSHINGS AVAILABLE (MUST BE SPECIFIED)
- MOTOR MOUNT FLANGES AVAILABLE (MUST BE SPECIFIED)

<b>KINETIC TECHNOLOGIES</b>		DESCRIPTION RT LITE		
THIRD ANGLE	DRAWN	DATE 08/25/2023		
MATERIAL	UNLESS OTHERWISE SPECIFIED: DIMENSIONS ARE IN INCHES DIMENSIONS PER ASME Y14.5-2018		SIZE <b>B</b>	DWG. NO. KT-005-00-0000
FINISH	TOLERANCES: FRACTIONAL ± .0625 ANGULAR: BEND ± .5 DEG TWO PLACE DECIMAL ± .01 THREE PLACE DECIMAL ± .005		REV A	
WEIGHT 499.80			SCALE: 1:10	DO NOT SCALE DRAWING SHEET 1 OF 1